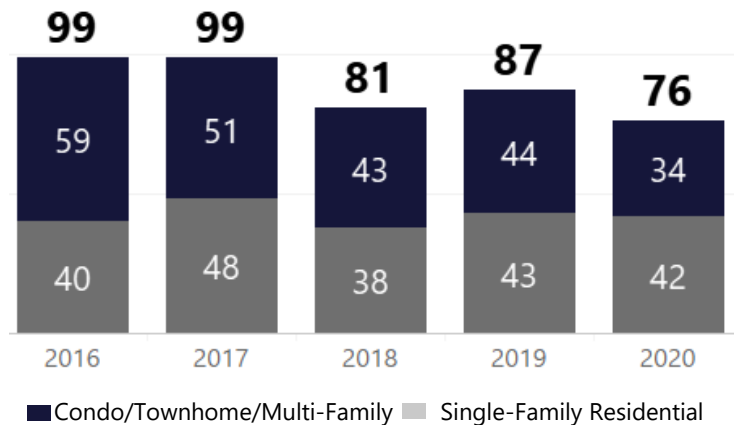


-13%

HOMES CLOSED

In June, 76 homes closed in Routt County, **13% less than the same time last year** and 117% more than May 2020.

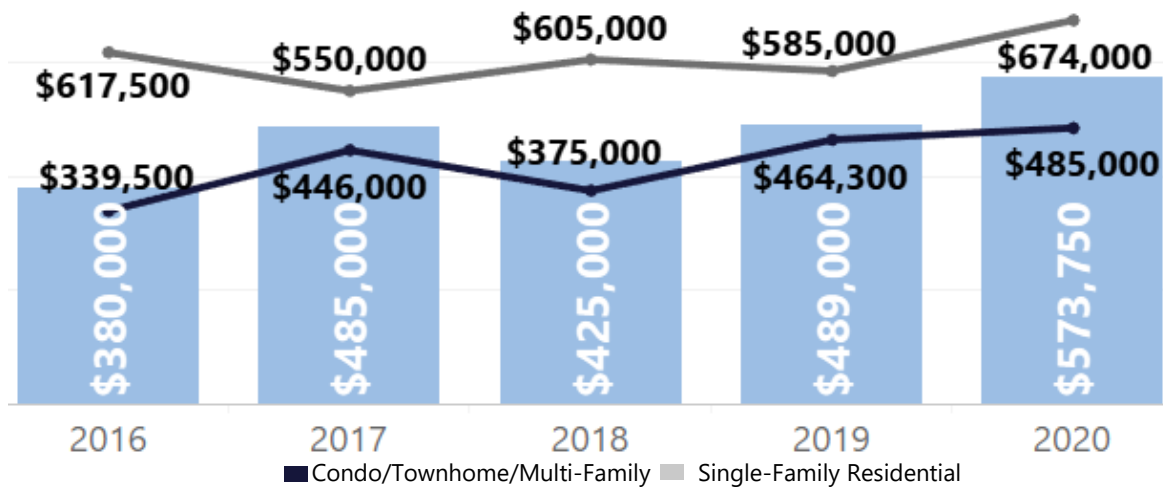
Condo/Townhome/Multifamily had 34 closings, a year-over-year decrease of 23%. Single family homes saw 42 homes close which was a 2% decrease year over year.



↑
17
%

MEDIAN PRICES

The median price of a Routt County home was \$573,750 in the month of June, **up 17% year over year** and down 11% month over month. Single family homes saw a 15% increase year over year with the median sales price hitting \$674,000. Condos, Townhomes and multi-family homes saw a 5% year over year increase at \$485,000. The average Routt County home sold for \$690,666, 7% lower year over year.



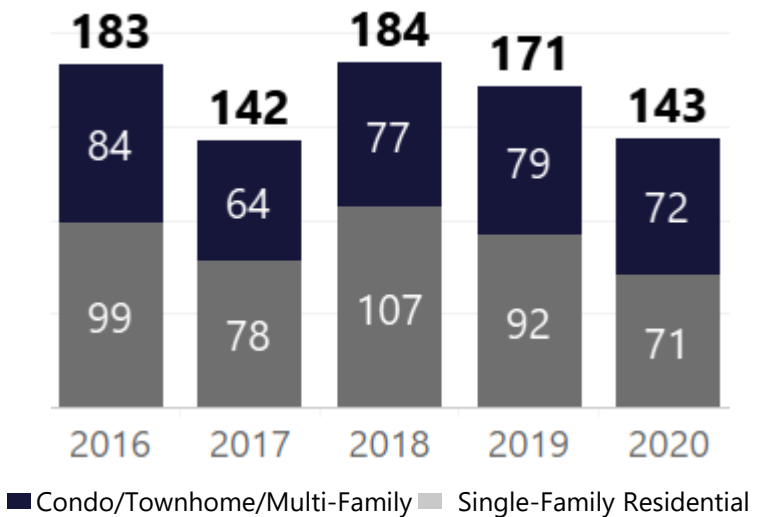
-16%

NEW LISTINGS

Routt County saw 143 properties come on the market. A **16% year-over-year decrease** and 31% month-over-month increase.

Currently, Routt County has 5 months of inventory available.

The month ended with **330 active homes for sale** in Routt County, a 30% decrease year over year and a 3% increase month over month.



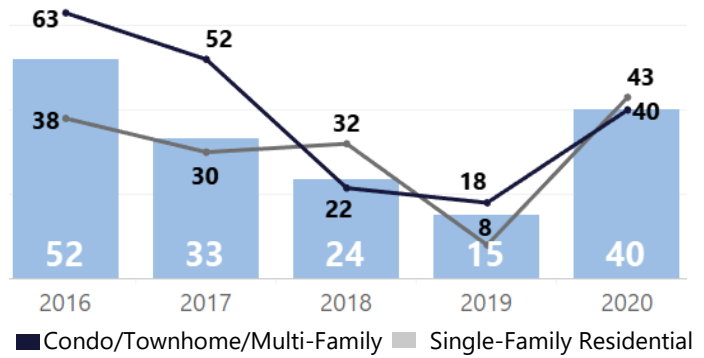


+25 Days

MEDIAN DAYS IN MLS

Homes in Routt county spent a median of 40 days in the MLS. An increase of 25 days from last year at this time and 7 days more than last month.

The average time a home spent in the MLS was 102 days. A year-over-year increase of 37 days and a month-over-month increase of 16 days.



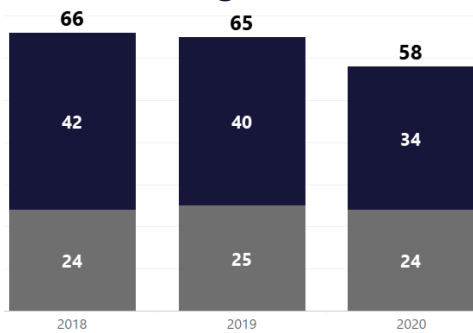
330 Active Listings	\$690,666 Average Closed Price	76 Listings Closed	40 Median Days in MLS
143 New Listings	\$573,750 Median Closed Price	124 Pending Listings	5 Months of Inventory

STEAMBOAT SPRINGS HOUSING MARKET

The city of Steamboat Springs had 58 homes close in June 2020, an 11% decrease year-over-year. The median days in MLS for properties in Steamboat Springs was 35 days, 20 more days than last year and the average days in MLS was 83, 13 more days than last year. The median closed price was \$665,500, 1% less than this time last year. The average closed price was \$755,286. June ended with 248 active listings and had 98 listings move to pending.

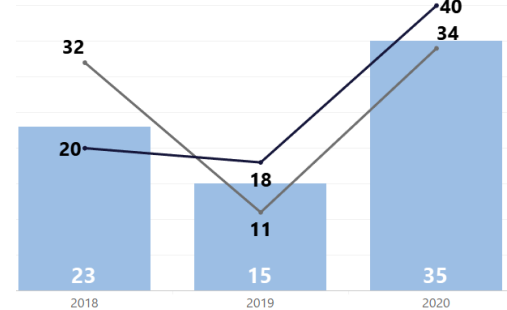
-11%

Closed Listings



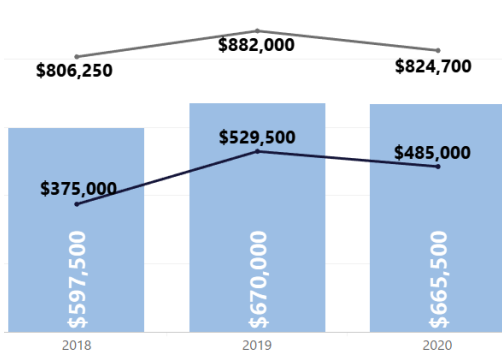
+20 Days

Median Days in MLS



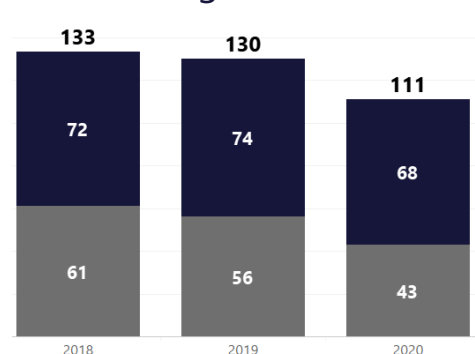
-1%

Median Closed Price



-15%

New Listings



■ Condo/Townhome/Multi-Family ■ Single-Family Residential ■ Both