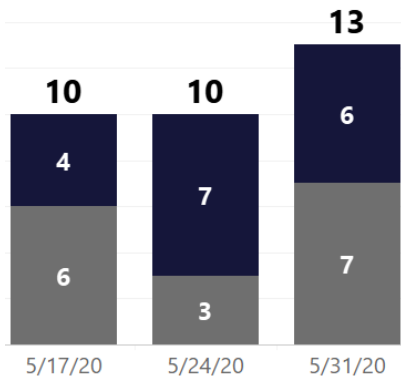


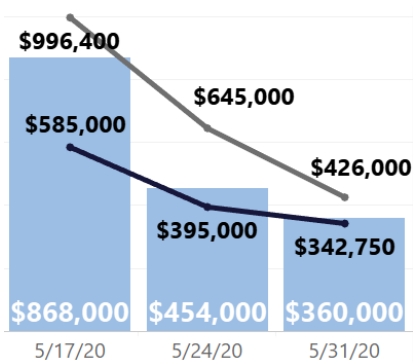
# WEEK-TO-WEEK MARKET WATCH

**Routt County**  
Week of May 31, 2020

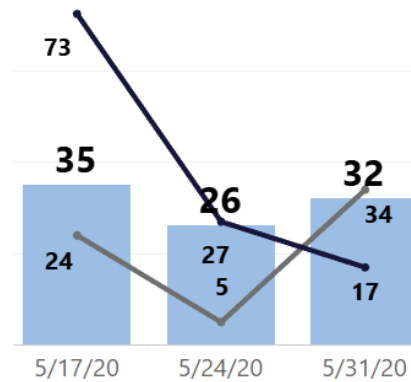
**+30%** CLOSED LISTINGS



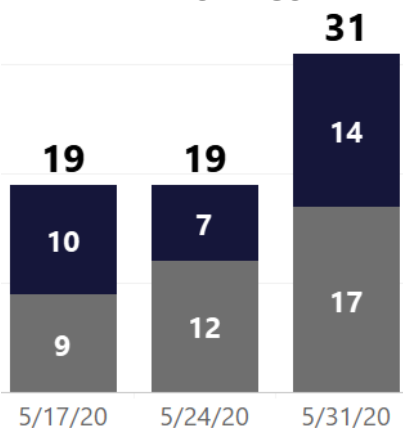
**-21%** MEDIAN CLOSED PRICE



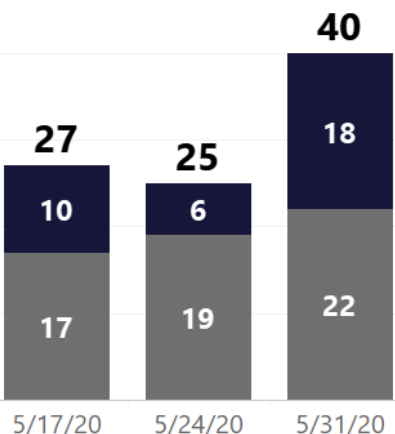
**+6 Days** MEDIAN DAYS IN MLS



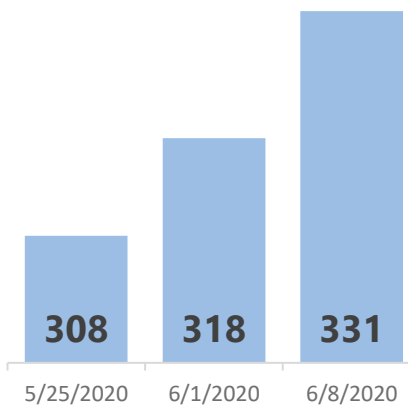
**+63%** PENDING LISTINGS



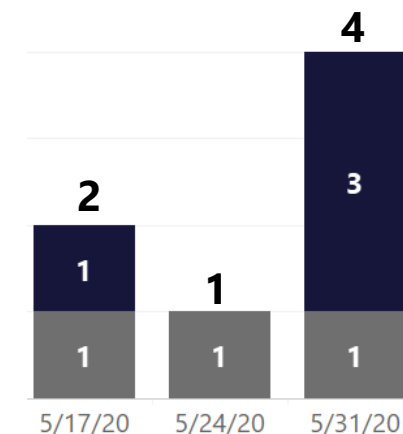
**+60%** NEW LISTINGS



**+4%** ACTIVE LISTINGS



**+3 Listings** WITHDRAWN LISTINGS



■ Single-Family Residence ■ Townhome/Condominium/Multi-Family ■ All



STEAMBOAT SPRINGS  
BOARD of REALTORS®



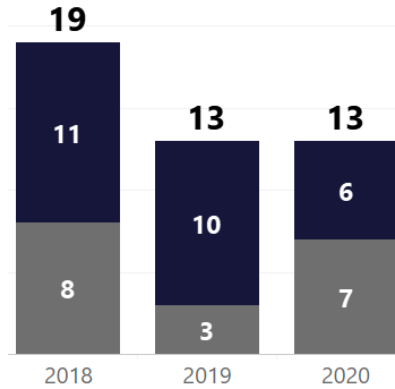
RE COLORADO®

# YEAR-TO-YEAR MARKET WATCH

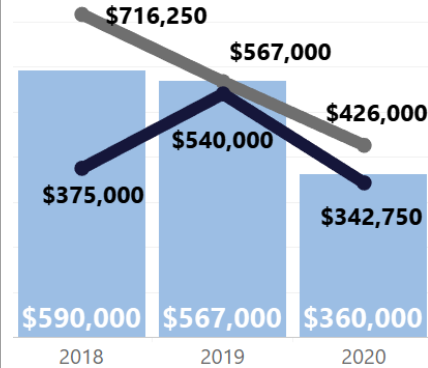
## Routt County

May 31 – June 6, 2020 compared to the same weeks in 2019 and 2018.

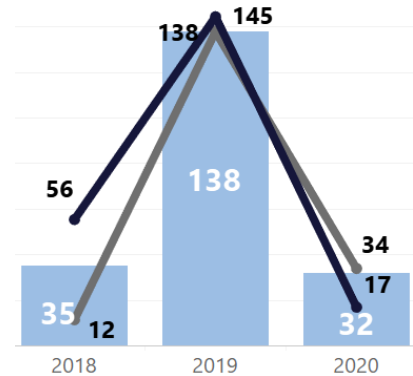
0% CLOSED LISTINGS



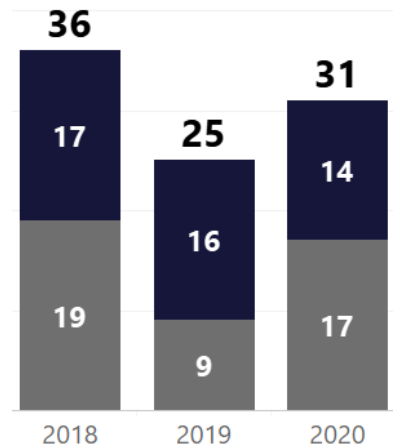
-37% MEDIAN CLOSED PRICE



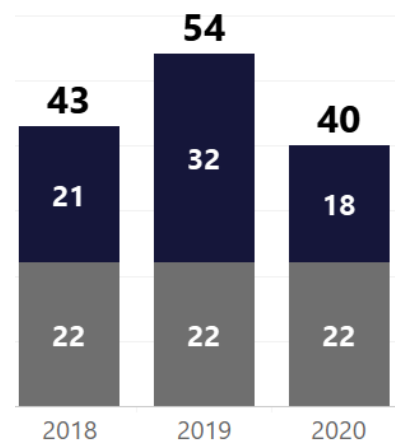
-106 Days MEDIAN DAYS IN MLS



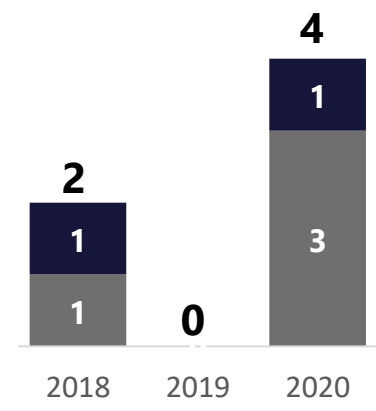
+24% PENDING LISTINGS



-26% NEW LISTINGS



+4 Listings WITHDRAWN LISTINGS



■ Single-Family Residence ■ Townhome/Condominium/Multi-Family ■ All



STEAMBOAT SPRINGS  
BOARD of REALTORS®



RE COLORADO®