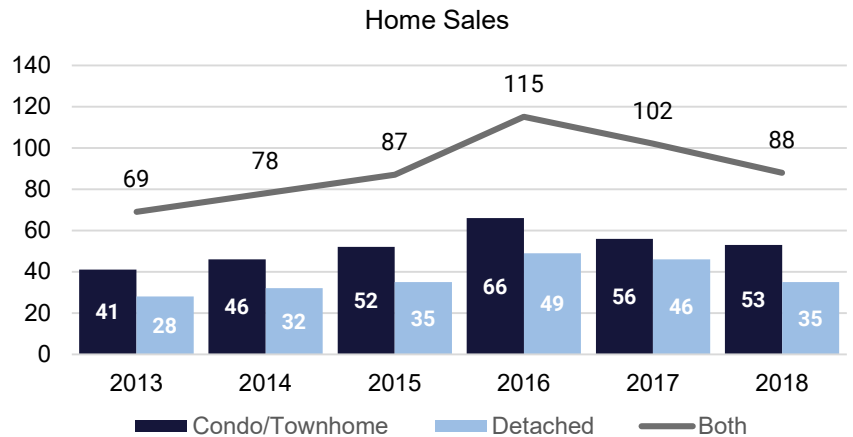
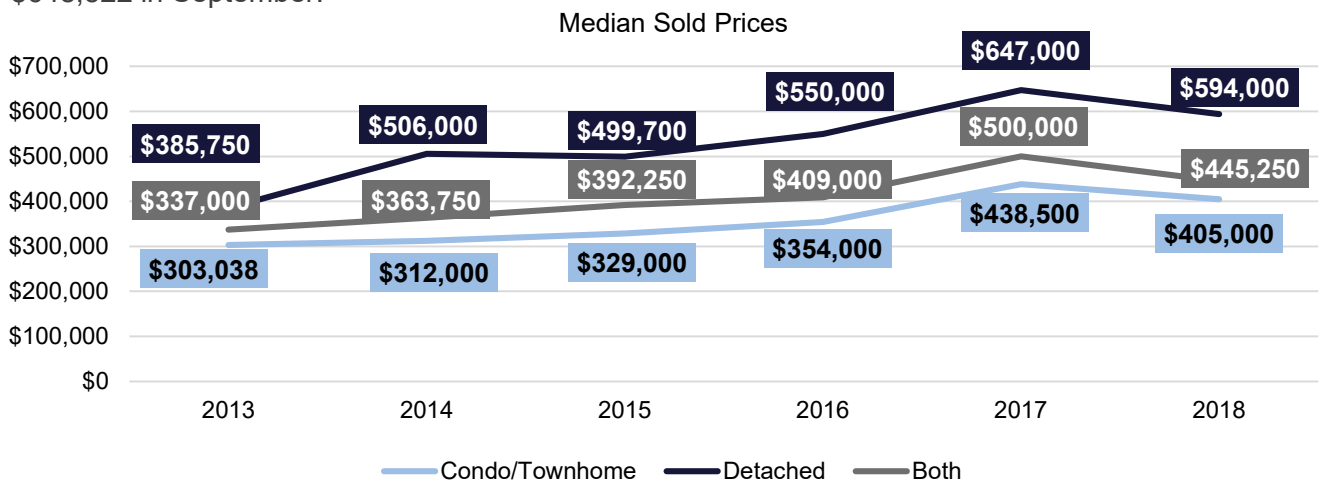


-14% **HOME SALES**
In Routt County, 88 homes sold in September, a year-over-year decrease of 14% and a month-over-month decrease of 15%.

To date, 683 homes have sold in Routt County in 2018, 5% fewer than last year at this time.

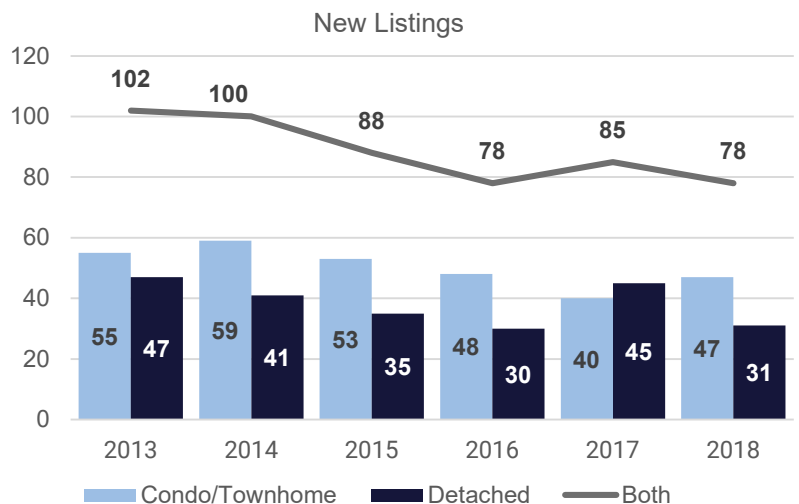


-11% **MEDIAN PRICES**
The median price of a single-family home (attached + detached) was \$445,250 in September, a year-over-year decrease of 11%, and 9% lower than last month. Year over year, the price of both a detached home and condo/townhome decreased 8%. The average price of a single-family home was \$648,522 in September.



-8% **NEW LISTINGS**
In September, 78 new listings of homes for sale hit the Routt County market, 8% less than September 2017 and 36% lower than last month.

At the end of September, there were 431 active listings of homes for sale, 3% fewer than last month. At this time, there are 5 months of inventory in Routt County, unchanged from last month.



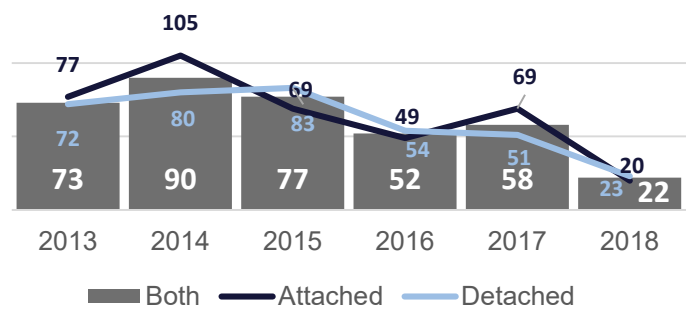


-36
Days

MEDIAN DAYS ON MARKET

The majority of homes in Routt County are selling in three weeks or less. In September, Routt County homes sold in a median of 22 days, 3 days more than last month and 36 days less than last year.

On average, homes spent 76 days on the market in September, 20 days less than last year at this time.



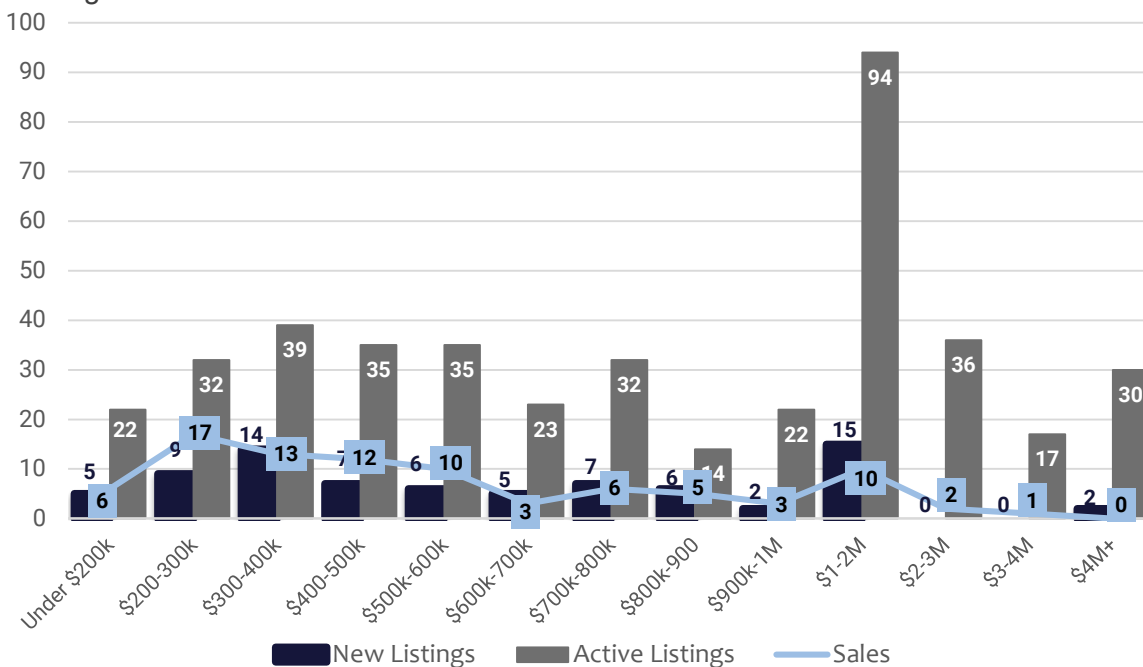
431 Active Listings	\$648,522 Average Sold Price	88 Listings Sold	22 Median Days on Market
78 New Listings	\$445,250 Median Sold Price	86 Listings Under Contract	5 Months of Inventory

ROUTT COUNTY HOUSING MARKET BY PRICE RANGE

There are currently 431 active listings of homes for sale in Routt County. Of those, 177 or 41% are homes priced above \$1M. Homes priced at \$500,000 and below comprise 30% of active listings.

Across all price ranges, homes are selling faster than they did last year at this time. Homes priced at \$500,000 or below sold in a median of 12 days, with those in the \$200-400,000 range selling in a median of just 7 days. However, the 3 homes priced from \$900,000-1M sold the quickest, in a median of only 6 days.

In September, Routt County saw steady activity across all price ranges below the \$1M mark, with 61 new listings coming on the market and 75 homes sold.



Median Days on Market by Price Range	
Under \$200k	25
\$200-300k	7
\$300-400k	7
\$400-500k	17
\$500-600k	36
\$600-700k	16
\$700-800k	30
\$800-900k	31
\$900-1M	6
\$1-2M	34
\$2M+	154