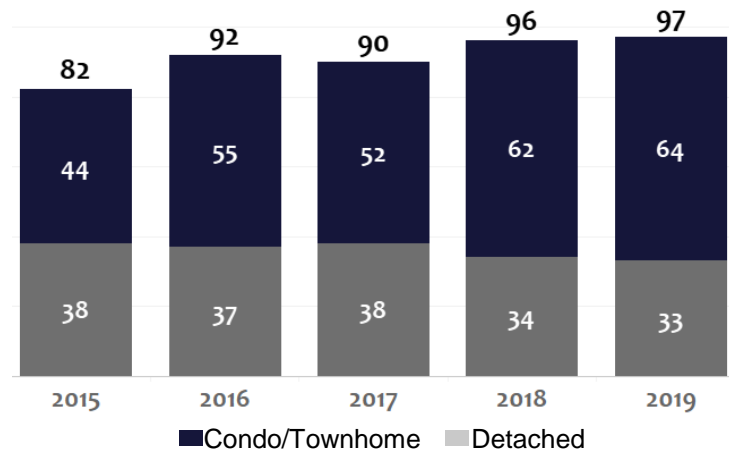


+1%

HOME SALES

In October, 97 homes sold in Routt County, an increase of 24% from last month and a **year-over-year increase of 1%**. Year to date, 731 homes have sold, down 6% from this time last year.

Of the homes sold in October, 33 were single-family detached, while 64 were condos or townhomes. Sales of detached homes was down 3% year over year, while sales of condos/townhomes was up 3% compared to October 2018.

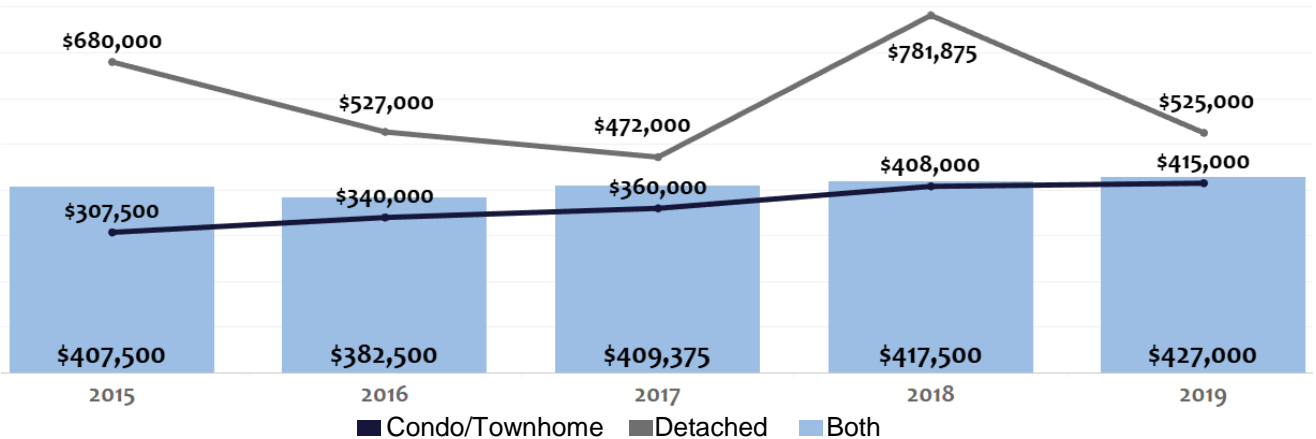


+2%

MEDIAN PRICES

In October the median price of a single-family home (attached + detached) was \$427,000, a **2% year-over-year increase**. Year over year, the price of detached homes was down 33%, while prices of condos and townhomes increased 2%. As compared to last month, median sold price is 19% lower.

In October, the average sold price of a Routt County home was \$611,633, 18% lower than last year.

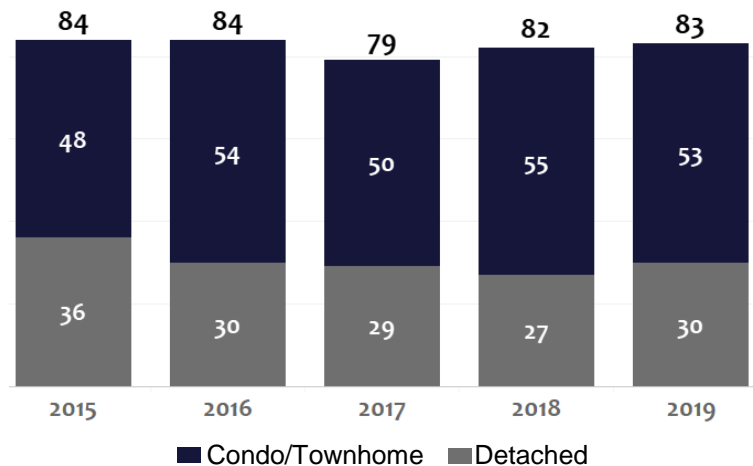


+1%

NEW LISTINGS

In October, 83 new listings of homes for sale hit the Routt County market, **1% more than October 2018** and 22% more than last month.

At the end of October, there were 352 active listings of homes for sale, 18% less than last year and 14% less than last month. At this time, there is 4 months of inventory in Routt County, one month less than this time last year, and one month less than last month.



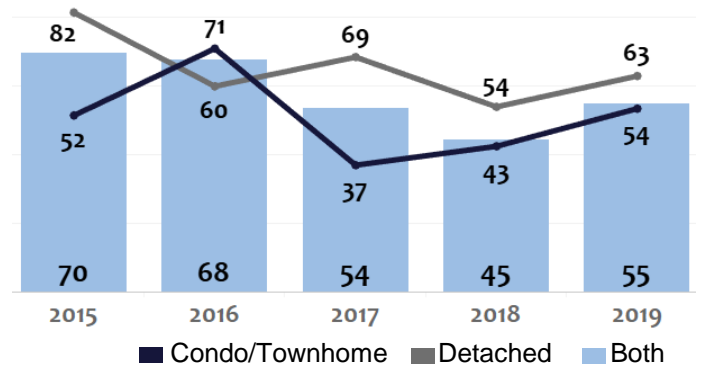


+10
Days

MEDIAN DAYS ON MARKET

In October, the median number of days homes spent on the market was 55 days or less, **10 more than last year** at this time and 7 days more than last month.

On average, homes spent 92 days on the market in October, 2 days less than last year at this time.

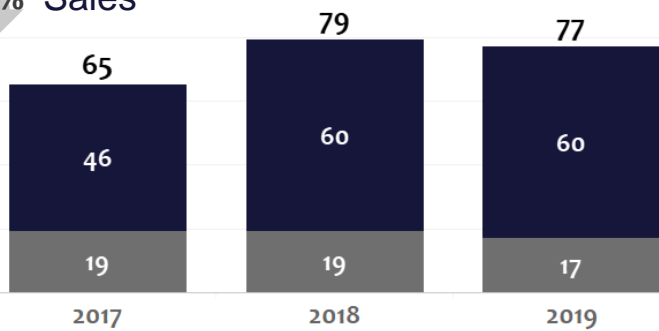


352 Active Listings	\$611,633 Average Sold Price	97 Listings Sold	55 Median Days on Market
83 New Listings	\$427,000 Median Sold Price	99 Listings Under Contract	4 Months of Inventory

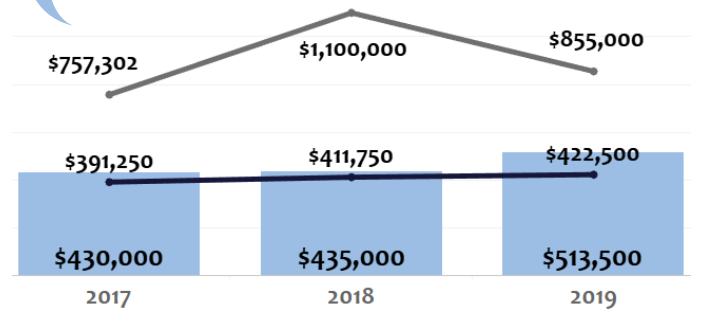
STEAMBOAT SPRINGS HOUSING MARKET

In October, 77 homes sold in Steamboat Springs, 60 condos/townhomes and 17 single-family detached homes. The median sold price for these homes was \$513,500. As compared to October 2018, homes took more time to sell, in a median of 50 days. Throughout the month, 67 new listings were brought to the market. The month ended with 271 active listings of homes for sale in Steamboat Springs.

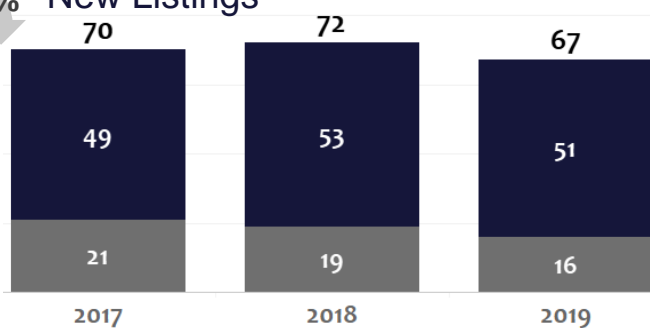
-3% Sales



+18% Median Sold Price



-7% New Listings



+9
Days
Median Days on Market

