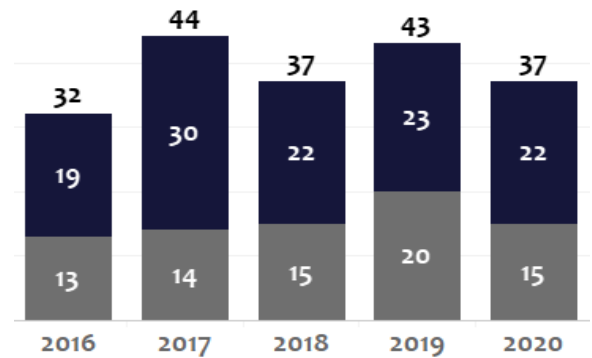


-14% HOME CLOSED

In February, 37 homes sold in Routt County, unchanged month over month and a **14% decrease as compared to last year.**

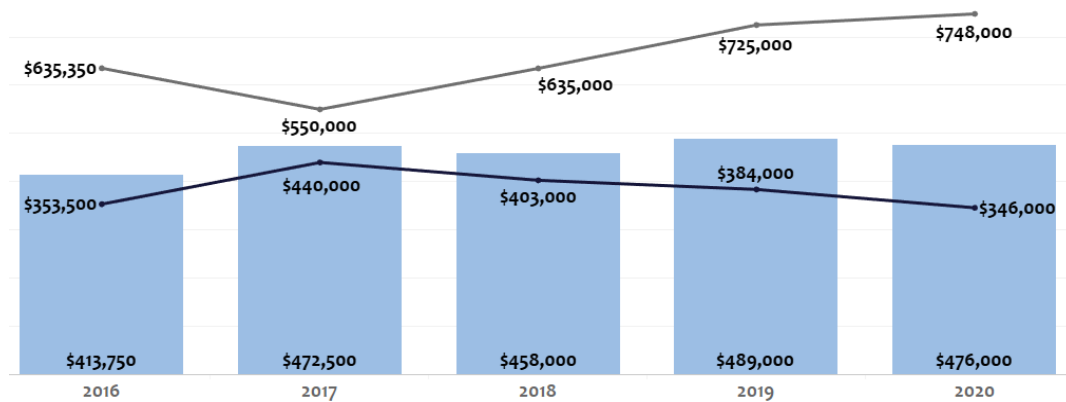
Year over year, sales of condos, townhomes, and multi-family homes were down 4% and sales of single-family residential homes were down 25%.



■ Condo/Townhome/Multi-Family ■ Single-Family Residential

-3% MEDIAN PRICES

In February, the median price of a Routt County home was \$476,000, a decrease of 28% month over month and a **3% year-over-year decrease.** As compared to 2019, the price of single-family residential homes was up 3%, while prices for condos, townhomes, and multi-family homes decreased 10%. The average sold price of a Routt County home was \$847,398 in February, 13% higher than this time last year.

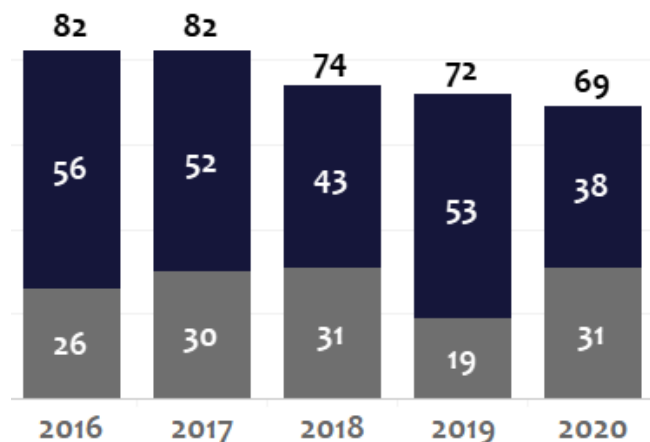


■ Condo/Townhome/Multi-Family ■ Single-Family Residential

-4% NEW LISTINGS

In February, 69 new listings of homes for sale hit the Routt County market, **4% less than February 2019**, but 25% more than last month.

At the end of February, there were 274 active listings of homes for sale, 30% less than last year and 2% less than last month. At this time, there are approximately 7 months of inventory in Routt County.



■ Condo/Townhome/Multi-Family ■ Single-Family Residential

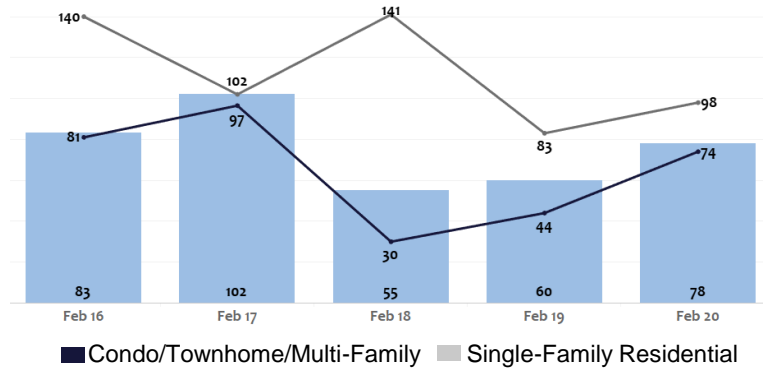


+18
Days

MEDIAN DAYS IN MLS

In February, the median number of days homes spent in the MLS was 78, **18 more days than last year** at this time, and 34 more days than last month.

On average, homes spent 103 days in the MLS, 3 days less than last year.

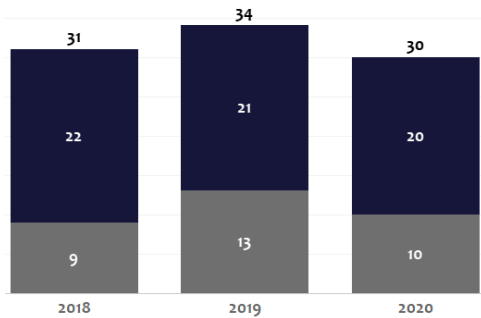


274 Active Listings	\$847,398 Average Closed Price	37 Listings Closed	78 Median Days in MLS
69 New Listings	\$476,000 Median Closed Price	71 Pending Listings	7 Months of Inventory

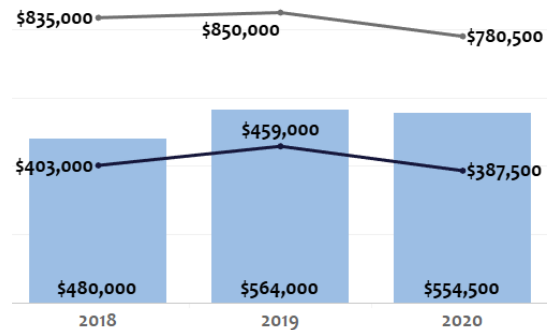
STEAMBOAT SPRINGS HOUSING MARKET

Throughout February, 30 homes closed in Steamboat Springs, 12% less than February of 2019. The median closed price for those homes \$554,500 and they spent a median of 74 days in the MLS. February saw 59 new listings hit the market. The month ended with 209 active listings in Steamboat Springs.

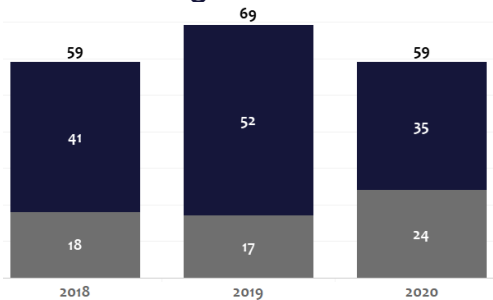
-12% Closed Listings



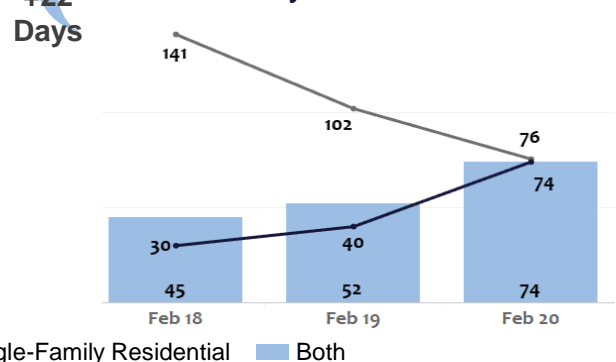
-2% Median Sold Price



-15% New Listings



+22 Days Median Days in MLS



■ Condo/Townhome/Multi-Family ■ Single-Family Residential ■ Both